



I AM WILD




**A
Charley
Harper
Exhibit**

TRAVELING EXHIBIT GALLERY GUIDE



children's
museum
pittsburgh





“I learn as much as I can about the creatures that interest me, and they all do. I observe them and find out how they interact with each other and their environments and ask myself, What if?”

—CHARLEY HARPER



I AM WILD

Explore six habitats filled with colorful animals, insects and birds inspired by the artwork of Charley Harper. You will find joy in discovering the diversity of life in the City, Desert, Ocean, Rainforest, Sky, and Woods and build an appreciation for all the creatures that live in them.

Charley Harper was an artist who portrayed the inherent beauty and harmony of ecosystems through his signature style – Minimal Realism. He spent time in nature observing and interpreting the world around him, using his art to raise awareness about the importance of conservation and environmental preservation. Come in and share his sense of wonder and awe for the interconnectedness of wildlife in the natural world.



EXPLORE THE RAINFOREST

In the poster "Monteverde Cloud Forest", Charley depicts 39 of the plants and animals he encountered when he visited the Costa Rican rainforest. Issued in 1999, the proceeds from sales of the poster go to the Centro de Educacion Creativa in Monteverde, Costa Rica, through its U.S. non-profit support group, Cloud Forest School Foundation. Pull on the colorful vines to hear the birds calls, bringing the rainforest to life.



RAINFOREST PUZZLE

Use the colorful pieces to build a rainforest tree where both monkeys and snakes can live. Did you know that the canopy acts like a roof over the rainforest and is where more species live than anyplace else in rainforest

DESERT

"Two ideas I feel equally strongly about depicting are the desert at night, when most of the animal action occurs, and the use that's made of the saguaro by the woodpecker and flicker and other birds... I would show as many night creatures... with lots of eyes shining."

- Charley Harper

Charley sometimes fused landscapes and species from similar habitats to represent entire regions and life zones in a single design. "The Desert" poster was commissioned in 1981 by the National Park Service and is an example of a drawing composite.

DESIERTO

"Dos ideas que me suscitan el mismo interés especial para representadas son el desierto por la noche, cuando ocurre la mayor parte de la acción animal, el uso del saguaro que hacen el picapalo carpintero y el carpintero escapolero, y otras aves y animales que usan sus aguijones, que debe mostrarse a la luz del día. Así que traté de combinarlas dos en una imagen. En el fondo, muestro la mayor cantidad de criaturas nocturnas que puedo, con montones de ojos brillando."

- Charley Harper

Charley a veces fusionaba paisajes y especies de hábitats similares para representar regiones enteras y zonas de vida en un solo diseño. El afiche "The Desert" (El desierto) fue encargado en 1981 por el Servicio de Parques Nacionales y es un ejemplo de un compuesto ilustrativo.



CITY

"I'm always interested in behavior. I guess that's the big interest I have in nature, in animals and birds, because they give me a lot of ideas for situations to create for the birds..."

- Charley Harper

The Society for Ecological Restoration commissioned Charley to design a limited edition print for their annual conference in 1996. Titled "Biodiversity in the 'Burbs'", this piece explores urban ecology through a visual collage, highlighting our interconnected relationship with nature.

CIUDAD

"Siempre me interesa el comportamiento. Creo que ese es el gran interés que tengo por la naturaleza, los animales y las aves, porque me dan muchísimas ideas de situaciones para crear..."

- Charley Harper

La Sociedad para la Restauración Ecológica encargó a Charley que diseñara una publicación de edición limitada para su conferencia anual de 1996. Titulada "Biodiversity in the 'Burbs'", esta pieza explora la ecología urbana mediante un collage visual que destaque nuestra relación interconectada con la naturaleza.



EXPLORE THE DESERT

Charley sometimes fused landscapes and species from similar habitats to represent entire regions and life zones in a single design. "The Desert" poster was commissioned in 1981 by the National Park Service and is an example of a drawing composite. Step on the mat to bring to light all of the hidden creatures who live in the desert and come out at night. This poster will surprise visitors with hidden images and tactile experiences.




EXPLORE THE CITY

The Society for Ecological Restoration commissioned Charley to to design a limited edition print for their annual conference in 1996. Titled "Biodiversity in the 'Burbs'", this piece explores urban ecology through a visual collage, highlighting our interconnected relationship with nature. This iconic image is taken to a new level with tactile features that allow visitors to explore the poster in new ways.



EXPLORE THE OCEAN

Charley was commissioned to paint "The Coral Reef" by the National Park Service in 1986. This piece explores the abundance and variety of coral reef sea life inhabiting Caribbean reef preserves, and includes fifty different reef dwellers. Step on the mat to hear the whale sounds from deep in the ocean and touch the poster surface to feel the sounds' vibrations.



OCEAN RACES

There are so many more creatures that live in ocean in addition to fish. Turn the wheel to see which of the three aquatic swimmers make it to the ocean surface first and look for the other fish, mammals, crustaceans and plants that make the ocean their home.





SKY

"When I look at a wildlife or nature subject, I don't see the feathers in the wings, I just count the wings. I see exciting shapes, color combinations, patterns, textures, fascinating behavior and endless possibilities for making interesting pictures."

- Charley Harper

Charley spent his life committed to ecological causes. In 1996, he designed "Wings of the World" for the Cincinnati Zoo and Botanical Garden to show how nature is linked together around the world and not limited by physical or geographical boundaries.

CIELO

"Cuando observo una temática sobre fauna o naturaleza, no veo las plumas en las alas, simplemente cuento las alas. Veo formas apasionantes, combinaciones de colores, patrones, texturas, conductas fascinantes y posibilidades ilimitadas para crear pinturas interesantes."

- Charley Harper


Charley pasó su vida comprometido con causas ecológicas. En 1996, diseñó "Wings of the World" (Alas del mundo) para el Zoológico y Jardín Botánico de Cincinnati a fin de mostrar cómo la naturaleza está vinculada en el mundo y no está limitada por fronteras físicas o geográficas.

EXPLORE THE SKY

Charley spent his life committed to ecological causes. In 1996, he designed "Wings of the World," for the Cincinnati Zoo and Botanical Garden to show how nature is linked together around the world and not limited by physical or geographical boundaries. Ignite your imagination while you see the birds in the reflective mirrored surface, emulating the movement and space that is in the sky. It doesn't look like habitat, but for these many birds and insects, the airspace is home.

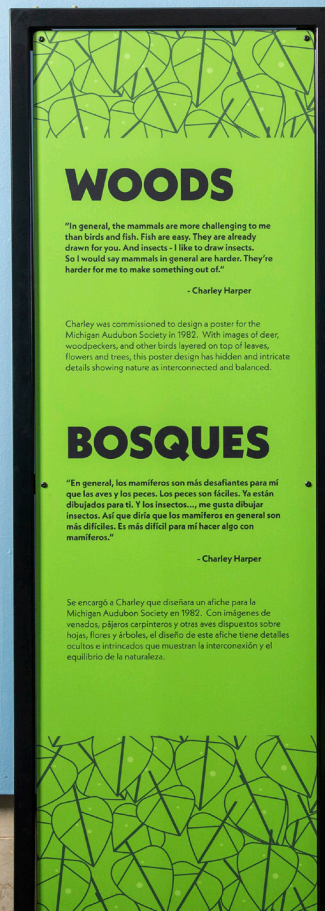


CANOPY CALLIOPE



Pull the levers to mix and match the birds to create a melodic concert of bird songs. Then, turn the wheel to listen to your unique composition and hear differences and how they sound when all together.





EXPLORE THE WOODS

Charley was commissioned to design a poster for the Michigan Audubon Society in 1982. With images of deer, woodpeckers, and other birds layered on top of leaves, flowers and trees, this poster design has hidden and intricate details showing nature as interconnected and balanced.



WOODLAND BALL RUN



Work with others to move balls on a tilt table, drop balls into various holes to find surprises and turn a crank to feed the mouse and reset the balls. This playful discovery game of hide & seek with different animals and insects found in the woods.



BLACKBEARY JAM

Collect the berries and practice your aim to feed the bear, cardinal, turtle and chipmunk, inspired by the artworks of the same name.



BE WILD IMAGINATION HABITAT

Practice behaving like a creative living in a life-sized Charley Harper-styled habitat. 'Be Wild' hopping on lily pad swamp wobble walk, climbing up the Up and Over Ant Ramp, crawling Racoonaissance Log Pile and a Giant Lady Bug Climber. Choose an animal mask and see how well hidden you are in the camouflage mirrors.



SYMMETRY TABLE

Place the cards against the mirror to see how Charley used shape and patterns to represent nature to as balanced symmetrical forms.


VIEW FINDER

Get to know more about Charley Harper and his life. Turn the wheel to see more examples of his artwork through each phase of his career, photos of him at work and selected quotes from the artist.



MAJOR BIOMES WORLD MAP

Move toy animals around the map to place them in the biome where they live. This world map shows the Earth's geographic regions that share the same type of climate, plants, and animals.





ART STUDIO

Pattern Making: Charley designed unique, geometric patterns to represent the complexity and wildness of the plants and animals he observed in nature using drafting tools like T-squares, compasses, rulers, curves, and straightedges. Use these templates to design your own unique pattern. Experiment with different colors or try overlapping the templates to make the patterns more complex.

Mosaic Tile: Tiling is another media Charley used to depict his style. He used one-inch ceramic tiles and a limited color palette to translate the imagery into triangles, squares, lines and other geometric shapes to simplify and flatten the image. Use these tiles to try to complete one of Charley's images and then try one of your own designs.

Drawing from Observation : Charley developed his own distinctive minimalist style, which he called 'minimal realism', representing only the essence of a subject, without all the detail. Try combining simplified forms, colors, and textures into complex, yet balanced compositions to create your own 'Minimal Realistic' drawing .





ART GALLERY

Curated collection of giclee prints representing the key pieces of Harper's body of work.






Exhibit Specifications

SCHEDULE:

Contact for availability

SIZE:

2,000 – 2,500 square feet


COST:

\$70,000 plus incoming shipping

CONTACT:

Exhibits@pittsburghkids.org

For more information about CMP traveling exhibits,
visit www.pittsburghkidsdesign.org





RAINFOREST

CITY

DESERT

OCEAN

WOODS

I Am Wild: A Charley Harper Exhibit was created by the
Children's Museum of Pittsburgh in partnership with
The Charley Harper Art Studio.